

FIM CEV REPSOL. Circuit

15 - 16 November 2014

Laps: 9

Circuit de la C.Valenciana
Length: 4005 metros

Results

Race 1 Moto3

Pos.	N.	Rider	Team	Motorcycle	Nat.	Laps	Time	Best Lap	iL	Gap	Interval	Speed	Tyr.	Pt.	Cat.
1	20	QUARTARARO,Fabio	J.T.Estrella Galicia	Honda	FRA	9	15:08,802	01:39,887	4			142,91	Du	25	
2	48	MASBOU,Alexis	Saxoprint RTG	Honda	FRA	9	15:13,103	01:40,245	6	00:04,301	00:04,301	142,13	Du	20	
3	11	ARENAS,Albert	Calvo Team	KTM	SPA	9	15:13,363	01:40,178	6	00:04,561	00:00,260	142,13	Du	16	
4	46	BULEGA,Nicolo	Calvo Team	KTM	ITA	9	15:20,578	01:41,026	5	00:11,776	00:07,215	141,05	Du	13	
5	6	HERRERA,María	J.T.Estrella Galicia	Honda	SPA	9	15:20,599	01:40,760	5	00:11,797	00:00,021	141,05	Du	11	
6	13	IWEMA,Jasper	KRP Abbink R.	KTM	NED	9	15:20,751	01:40,749	5	00:11,949	00:00,152	141,05	Du	10	
7	2	GARDNER,Remy	Calvo Team	KTM	AUS	9	15:21,039	01:40,850	5	00:12,237	00:00,288	140,89	Du	9	
8	97	MARINI,Luca	Team Aspar-VR46	Kalex	ITA	9	15:21,266	01:41,098	3	00:12,464	00:00,227	140,89	Du	8	
9	24	RAMIREZ,Marcos	Team Machado	Ioda	SPA	9	15:21,320	01:41,034	5	00:12,518	00:00,054	140,89	Du	7	
10	27	KUNIMINE,Takuma	PMU 7C	TSR/Honda	JPN	9	15:23,917	01:40,892	5	00:15,115	00:02,597	140,59	Du	6	
11	10	SANCHIS,David	Cuna de Campeones	Mir R.KTM	SPA	9	15:23,945	01:41,141	5	00:15,143	00:00,028	140,59	Du	5	
12	96	GEITNER,Jonas	Freudenberg R.T.	KTM	GER	9	15:27,895	01:41,292	3	00:19,093	00:03,950	139,98	Du	4	
13	44	CANET,Arón	Promoracing	Honda	SPA	9	15:28,090	01:41,328	5	00:19,288	00:00,195	139,83	Du	3	
14	28	RAY,Bradley	KRP/Fabracing	FTR/KTM	GBR	9	15:31,889	01:41,751	4	00:23,087	00:03,799	139,38	Du	2	
15	93	ROSLI,Ramdan	Petronas AHM Malaysia	KTM	MAL	9	15:31,999	01:42,146	5	00:23,197	00:00,110	139,38	Du	1	
16	58	ARBOLINO,Tony	SIC 58 Squadra C.	KTM	ITA	9	15:32,052	01:41,537	3	00:23,250	00:00,053	139,23	Du		
17	47	POLANCO,Aarón	T.Aspar-Proto-Tech	Kalex	SPA	9	15:32,294	01:41,700	4	00:23,492	00:00,242	139,23	Du		
18	82	BELLVER,Juan A.	Larresport Team	FTR Honda	SPA	9	15:32,460	01:41,998	5	00:23,658	00:00,166	139,23	Du		
19	69	RYAN,Wayne	Calvo Team	KTM	GBR	9	15:32,698	01:41,912	5	00:23,896	00:00,238	139,23	Du		
20	7	NORRODIN,Adam	SIC-AJO	KTM	MAL	9	15:33,031	01:41,953	9	00:24,229	00:00,333	139,08	Du		
21	35	GROPPI,Anthony	SIC 58 Squadra C.	KTM	ITA	9	15:34,061	01:42,117	4	00:25,259	00:01,030	138,93	Du		
22	26	SAEZ,Daniel	TMR-Mahindra	Mahindra	SPA	9	15:34,264	01:42,090	5	00:25,462	00:00,203	138,93	Du		
23	79	KAPPLER,Maximilian	Saxoprint RTG	FTR Honda	GER	9	15:37,932	01:42,431	5	00:29,130	00:03,668	138,49	Du		
24	71	LEEUWEN,Thomas Van	71WorkX.com Racing	Honda	NED	9	15:37,988	01:42,630	5	00:29,186	00:00,056	138,49	Du		
25	17	GALLIPOLI,Edgar	Venezuela Racing T.	Kalex KTM	VEN	9	15:42,320	01:43,190	3	00:33,518	00:04,332	137,75	Du		
26	88	ROFA,Hafiza	SIC-AJO	KTM	MAL	9	15:43,774	01:43,203	5	00:34,972	00:01,454	137,61	Du		
27	29	NUÑEZ,Juanjo	RBA Racing Team	KTM	SPA	9	15:43,988	01:43,096	3	00:35,186	00:00,214	137,61	Du		
28	84	CRESSON,Loris	RBA Racing Team	KTM	BEL	9	15:47,661	01:41,560	5	00:38,859	00:03,673	137,02	Du		
29	38	SUZUKI,Tatsuki	PMS CIP	Mahindra	JPN	9	15:50,286	01:41,509	4	00:41,484	00:02,625	136,59	Du		
30	91	VANHAEREN,Martin	H43T.Blumaq Talasur	Suter	BEL	9	15:50,816	01:43,416	9	00:42,014	00:00,530	136,59	Du		
31	72	BEINLICH,Christoph	Eulenstein-Beinlich-	FTR Honda	GER	9	15:54,759	01:44,006	3	00:45,957	00:03,943	136,02	Du		
32	9	NAVARRO,Jorge	J.T.Estrella Galicia	Honda	SPA	9	15:57,497	01:39,932	5	00:48,695	00:02,738	135,59	Du		
33	99	BENDSNEYDER,Bo	Dutch Racing Team	FTR	NED	9	16:24,637	01:40,945	5	01:15,835	00:27,140	131,87	Du		
Not Classified															
.	19	RODRIGO,Gabriel	RBA Racing Team	KTM	SPA	8	13:32,871	01:40,234	3	-1 Lap	-1 Lap	142,05	Du		
.	68	McPHEE,John	Saxoprint RTG	Honda	GBR	8	13:33,123	01:40,176	7	-1 Lap	00:00,252	141,87	Du		
.	73	PIZZOLI,Davide	Calvo Team	KTM	ITA	5	08:39,979	01:41,572	5	-4 Lap	-3 Lap	138,9	Du		
.	33	YAMADA,Sena	F.C.C.TSR Honda	TSR/Honda	JPN	2	03:44,411	01:42,657	2	-7 Lap	-3 Lap	128,73	Du		
Retired															
.	36	ENDERLEIN,Max	Freudenberg Adac Sac	KTM	GER								Du		
.	15	PEREZ,Vicente	Cuna de Campeones	Mir Racing	SPA								Du		
.	18	CARDELUS,Xavi	Cardelus-BST	KTM	AND								Du		
.	21	CASADESUS,Hugo	PMS CIP	KTM Kalex	FRA								Du		

Circuit de la C.Valenciana

Final Official

Provisional Official

Length: 4005 Hour: 11:00:00

JURY:

Hour:

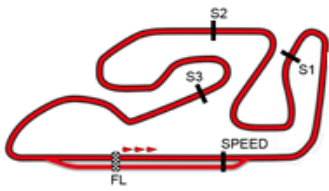
C.of the Course:

Hour:

C.Timekeeper:

Hour: 11:52:53





FIM CEV REPSOL 2014
Circuit de la Comunitat Valenciana • 15-16 November



FIM CEV REPSOL. Circuit

15 - 16 November 2014

Laps: 9

Circuit de la C.Valenciana

Length: 4005 metros

Results

Race 1 Moto3

Pos.	N. Rider	Team	Motorcycle	Nat.	Laps	Time	Best Lap	iL	Gap	Interval	Speed	Tyr.	Pt. Cat.
.	23 FERNANDEZ,Raúl	MS Racing	KTM	SPA								Du	
.	90 BOULOM,Enzo	MG Competition	Honda	FRA								Du	
	Not Started												
.	50 ONO,Hiroki	Honda Team Asia	TSR/Honda	JPN								Du	
Best Lap: Rider 20 - QUARTARARO,Fabio - Time: 01:39,887 at 144,34 Km/h													

Circuit de la C.Valenciana

Final Official

Provisional Official

Length: 4005

Hour: 11:00:00

JURY:

C.of the Course:

C.Timekeeper:

Hour:

Hour:

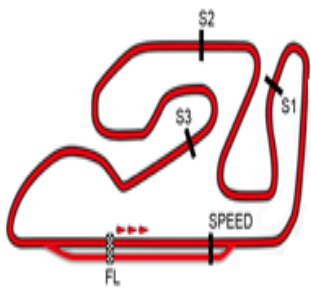
Hour: 11:53:00



OFICINA PERMANENTE: Príncipe de Vergara,183 - 28002 madrid - Tel: 917820220 - www.cevrepsol.com - info@cevrepsol.com

CRONOCIRCUIT: oscar.gutierrez@circuitvalencia.com

Master Timing, Sport Timing Systems, www.mastertiming.es www.cronoline.es by Eventronic www.eventronic.es 19FJAP63



Circuit de la C. Valenciana

Race 1 Moto3

LISTADO DEL PLANNING

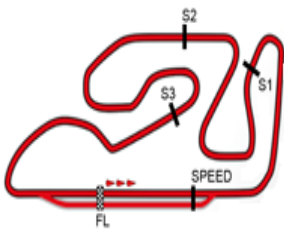
	V1	V2	V3	V4	V5	V6	V7	V8	V9
20 - QUARTARARO, Fabio	9	20	20	20	20	20	20	20	20
48 - MASBOU, Alexis	20	9	9	9	9	9	9	9	48
11 - ARENAS, Albert	19	19	19	19	19	19	19	19	11
46 - BULEGA, Nicolo	46	68	48	68	48	48	48	11	46
6 - HERRERA, Maria	11	48	68	48	11	11	68	68	6
13 - IWEMA, Jasper	68	11	11	11	68	68	11	46	13
2 - GARDNER, Remy	97	24	24	46	46	6	46	6	2
97 - MARINI, Luca	24	46	46	24	24	46	6	13	97
24 - RAMIREZ, Marcos	48	13	97	97	6	24	13	2	24
27 - KUNIMINE, Takuma	13	97	6	6	13	13	2	24	27
10 - SANCHIS, David	6	6	2	13	2	2	24	97	10
96 - GEITNER, Jonas	2	2	13	2	97	97	97	27	96
44 - CANET, Arón	10	99	99	99	99	99	27	10	44
28 - RAY, Bradley	99	10	10	10	10	27	10	96	28
93 - ROSLI, Ramdan	96	96	96	27	27	10	96	44	93
58 - ARBOLINO, Tony	93	27	27	96	96	96	44	93	58
47 - POLANCO, Aarón	27	93	93	73	73	44	93	28	47
82 - BELLVER, Juan A.	26	26	73	28	28	28	28	47	82
69 - RYAN, Wayne	28	28	28	93	84	93	47	58	69
7 - NORRODIN, Adam	73	73	84	84	44	47	69	82	7
35 - GROPPA, Anthony	7	69	44	44	93	69	82	69	35
26 - SAEZ, Daniel	69	84	47	47	47	7	58	7	26
79 - KAPPLER, Maximilian	47	7	69	7	69	82	7	35	79
71 - LEEUWEN, Thomas Van	84	47	7	69	7	26	35	26	71
17 - GALLIPOLI, Edgar	44	44	26	82	82	58	26	79	17
88 - ROFA, Hafiza	71	82	82	26	26	35	79	71	88
29 - NUÑEZ, Juanjo	82	71	79	35	58	79	71	17	29
84 - CRESSON, Loris	79	79	35	58	35	71	17	88	84
38 - SUZUKI, Tatsuki	88	35	71	79	79	17	29	29	38
91 - VANHAEREN, Martin	35	17	58	71	71	29	88	84	91
72 - BEINLICH, Christoph	17	58	17	17	17	88	84	38	72
9 - NAVARRO, Jorge	29	29	29	29	29	84	91	91	9
99 - BENDSNEYDER, Bo	72	88	88	88	88	91	38	72	99
- Not Classified	58	72	72	72	72	72	72	9	
19 - RODRIGO, Gabriel	91	91	91	91	91	38	99	99	
68 - McPHEE, John	33	33	38	38	38				
73 - PIZZOLI, Davide	38	38	36						
33 - YAMADA, Sena			15						
- Retired			18						
36 - ENDERLEIN, Max			21						
15 - PEREZ, Vicente			23						
18 - CARDELUS, Xavi			90						
21 - CASADESUS, Hugo			50						
23 - FERNANDEZ, Raúl									
90 - BOULOM, Enzo									
- Not Started									
50 - ONO, Hiroki									

Presidente del Jurado

Director de Carrera

Cronometrador





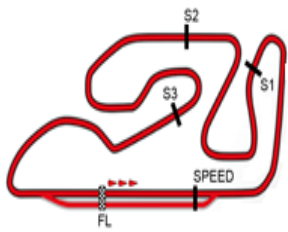
Circuit de la C. Valenciana

FIM CEV REPSOL. Circuit

VUELTA A VUELTA SECTORES Race 1 Moto3

Table with 10 columns: Rider Name, P.Vmax, T. Ideal, V. Tiempo, Sector 1-4, V.Max, Hora. Rows include riders like GARDNER, Remy; ARENAS, Albert; HERRERA, Maria; IWEMA, Jasper; NORRODIN, Adam; PEREZ, Vicente; GALLIPOLI, Edgar; NAVARRO, Jorge; SANCHIS, David; and QUARTARARO, Fabio.





VUELTA A VUELTA SECTORES Race 1 Moto3

5	01:39,994	00:23,947	00:26,216	00:22,856	00:26,975	224,30	11:40:21
6	01:40,091	00:23,987	00:26,314	00:22,801	00:26,989	222,22	11:42:01
7	01:40,286	00:23,975	00:26,433	00:22,833	00:27,045	224,30	11:43:41
8	01:40,060	00:23,910	00:26,394	00:22,752	00:27,004	222,91	11:45:22
9	01:40,700	00:23,959	00:26,437	00:23,028	00:27,276	222,91	11:47:02

21 - CASADESUS,Hugo P.Vmax: 38 T. Ideal: 00:00,000							
---	--	--	--	--	--	--	--

V. Tiempo	Sector 1	Sector 2	Sector 3	Sector 4	V.Max	Hora	
1	FIRST LAP						11:39:57

23 - FERNANDEZ,Raúl P.Vmax: 38 T. Ideal: 00:00,000							
---	--	--	--	--	--	--	--

V. Tiempo	Sector 1	Sector 2	Sector 3	Sector 4	V.Max	Hora	
1	FIRST LAP						11:40:06

24 - RAMIREZ,Marcos P.Vmax: 12 T. Ideal: 01:40,890							
---	--	--	--	--	--	--	--

V. Tiempo	Sector 1	Sector 2	Sector 3	Sector 4	V.Max	Hora	
1	FIRST LAP	00:31,650	00:27,198	00:23,301	00:27,418	168,62	11:33:43
2	01:41,464	00:24,354	00:26,772	00:23,099	00:27,239	229,30	11:35:24
3	01:41,238	00:24,150	00:26,646	00:23,152	00:27,290	222,22	11:37:06
4	01:41,363	00:24,101	00:26,892	00:23,137	00:27,233	219,51	11:38:47
5	01:41,034	00:24,101	00:26,566	00:23,183	00:27,184	225,00	11:40:28
6	01:41,291	00:24,045	00:26,715	00:23,231	00:27,300	223,60	11:42:09
7	01:42,045	00:24,230	00:26,677	00:23,403	00:27,735	226,42	11:43:51
8	01:41,576	00:24,140	00:26,754	00:23,383	00:27,299	226,42	11:45:33
9	01:41,742	00:24,174	00:26,562	00:23,438	00:27,568	227,85	11:47:15

26 - SAEZ,Daniel P.Vmax: 12 T. Ideal: 01:41,778							
--	--	--	--	--	--	--	--

V. Tiempo	Sector 1	Sector 2	Sector 3	Sector 4	V.Max	Hora	
1	FIRST LAP	00:32,771	00:27,614	00:23,572	00:27,878	182,74	11:33:45
2	01:42,114	00:24,283	00:26,788	00:23,456	00:27,587	229,30	11:35:27
3	01:44,855	00:24,720	00:26,871	00:23,631	00:29,633	227,13	11:37:12
4	01:42,802	00:24,596	00:26,793	00:23,712	00:27,701	226,42	11:38:55
5	01:42,090	00:24,296	00:26,652	00:23,558	00:27,584	227,13	11:40:37
6	01:42,293	00:24,365	00:26,939	00:23,329	00:27,660	224,30	11:42:19
7	01:43,292	00:24,729	00:27,053	00:23,766	00:27,744	222,22	11:44:03
8	01:42,638	00:24,646	00:27,015	00:23,332	00:27,645	226,42	11:45:45
9	01:42,345	00:24,470	00:26,953	00:23,259	00:27,663	225,00	11:47:28

27 - KUNIMINE,Takuma P.Vmax: 21 T. Ideal: 01:40,886							
--	--	--	--	--	--	--	--

V. Tiempo	Sector 1	Sector 2	Sector 3	Sector 4	V.Max	Hora	
1	FIRST LAP	00:32,834	00:27,666	00:23,594	00:27,523	177,78	11:33:45
2	01:41,570	00:24,093	00:26,681	00:23,276	00:27,520	227,85	11:35:27
3	01:41,218	00:24,159	00:26,529	00:23,152	00:27,378	227,13	11:37:08
4	01:41,352	00:24,168	00:26,514	00:23,233	00:27,437	227,85	11:38:49
5	01:40,892	00:24,076	00:26,512	00:22,958	00:27,346	225,00	11:40:30
6	01:41,273	00:24,191	00:26,506	00:23,040	00:27,536	225,71	11:42:11
7	01:41,680	00:24,172	00:26,619	00:23,262	00:27,627	223,60	11:43:53
8	01:41,861	00:24,158	00:26,912	00:23,167	00:27,624	222,22	11:45:35
9	01:42,454	00:24,374	00:26,728	00:23,390	00:27,962	220,86	11:47:17

28 - RAY,Bradley P.Vmax: 16 T. Ideal: 01:41,348							
--	--	--	--	--	--	--	--

V. Tiempo	Sector 1	Sector 2	Sector 3	Sector 4	V.Max	Hora	
1	FIRST LAP	00:33,012	00:27,918	00:23,569	00:27,618	186,05	11:33:46
2	01:41,953	00:24,297	00:26,799	00:23,389	00:27,468	225,71	11:35:28
3	01:42,946	00:24,744	00:26,799	00:23,342	00:28,061	228,57	11:37:10
4	01:41,751	00:24,408	00:26,779	00:23,243	00:27,321	225,00	11:38:52
5	01:41,815	00:24,248	00:26,536	00:23,442	00:27,589	224,30	11:40:34
6	01:42,680	00:24,502	00:27,040	00:23,514	00:27,624	221,54	11:42:17
7	01:42,825	00:24,520	00:26,928	00:23,634	00:27,743	222,91	11:44:00
8	01:43,361	00:24,770	00:27,175	00:23,634	00:27,782	223,60	11:45:43
9	01:42,441	00:24,365	00:26,857	00:23,502	00:27,717	224,30	11:47:25

29 - NUÑEZ,Juanjo P.Vmax: 16 T. Ideal: 01:42,899							
---	--	--	--	--	--	--	--

V. Tiempo	Sector 1	Sector 2	Sector 3	Sector 4	V.Max	Hora	
1	FIRST LAP	00:35,303	00:27,971	00:24,310	00:27,845	184,14	11:33:49
2	01:43,549	00:24,779	00:27,226	00:23,845	00:27,699	228,57	11:35:32
3	01:43,096	00:24,669	00:27,042	00:23,635	00:27,750	224,30	11:37:16
4	01:43,301	00:24,606	00:27,056	00:23,798	00:27,841	225,00	11:38:59
5	01:43,300	00:24,612	00:27,065	00:23,733	00:27,890	226,42	11:40:42
6	01:43,310	00:24,682	00:27,234	00:23,552	00:27,842	223,60	11:42:25
7	01:43,846	00:24,656	00:27,354	00:23,836	00:28,000	224,30	11:44:09
8	01:44,631	00:25,166	00:27,861	00:23,868	00:27,736	220,86	11:45:54
9	01:43,526	00:24,619	00:27,231	00:23,881	00:27,795	222,22	11:47:37

33 - YAMADA,Sena P.Vmax: 36 T. Ideal: 01:42,657							
--	--	--	--	--	--	--	--

V. Tiempo	Sector 1	Sector 2	Sector 3	Sector 4	V.Max	Hora	
1	FIRST LAP	00:39,070	00:30,810	00:23,833	00:28,041	194,59	11:33:55
2	01:42,657	00:24,434	00:27,065	00:23,375	00:27,783	219,51	11:35:38

35 - GROPPi,Anthony P.Vmax: 12 T. Ideal: 01:41,659							
---	--	--	--	--	--	--	--

V. Tiempo	Sector 1	Sector 2	Sector 3	Sector 4	V.Max	Hora	
1	FIRST LAP	00:34,448	00:28,098	00:24,392	00:27,864	195,12	11:33:48
2	01:42,774	00:25,007	00:26,867	00:23,415	00:27,485	227,13	11:35:31
3	01:42,544	00:24,475	00:26,876	00:23,735	00:27,458	227,13	11:37:14
4	01:42,117	00:24,600	00:26,755	00:23,399	00:27,363	229,30	11:38:56
5	01:42,444	00:24,397	00:26,938	00:23,504	00:27,605	227,85	11:40:38
6	01:42,143	00:24,320	00:27,026	00:23,259	00:27,538	228,57	11:42:20
7	01:42,178	00:24,295	00:26,742	00:23,444	00:27,697	225,71	11:44:02
8	01:42,684	00:24,461	00:27,164	00:23,423	00:27,636	227,85	11:45:45
9	01:42,375	00:24,452	00:26,887	00:23,414	00:27,622	226,42	11:47:28

36 - ENDERLEIN,Max P.Vmax: 38 T. Ideal: 00:00,000							
--	--	--	--	--	--	--	--

V. Tiempo	Sector 1	Sector 2	Sector 3	Sector 4	V.Max	Hora	
1	FIRST LAP						11:39:32

38 - SUZUKI,Tatsuki P.Vmax: 33 T. Ideal: 01:41,385							
---	--	--	--	--	--	--	--

V. Tiempo	Sector 1	Sector 2	Sector 3	Sector 4	V.Max	Hora	
1	FIRST LAP	00:48,732	00:28,723	00:25,309	00:28,466	170,21	11:34:05
2	01:42,530	00:24,496	00:27,045	00:23,365	00:27,624	219,51	11:35:47
3	01:41,895	00:24,291	00:26,829	00:23,141	00:27,634	218,18	11:37:29
4	01:41,509	00:24,103	00:26,731	00:23,148	00:27,527	220,86	11:39:11
5	01:42,301	00:24,309	00:27,000	00:23,259	00:27,733	220,18	11:40:53
6	01:41,935	00:24,385	00:26,736	00:23,134	00:27,680	217,52	11:42:35
7	01:42,323	00:24,170	00:26,621	00:23,699	00:27,833	220,86	11:44:17
8	01:43,283	00:24,389	00:27,247	00:23,351	00:28,296	223,60	11:46:00
9	01:43,280	00:24,527	00:26,917	00:23,699	00:28,137	220,18	11:47:44

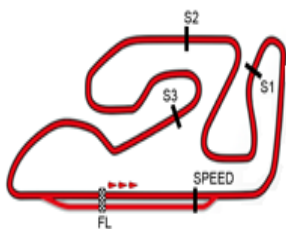
44 - CANET,Arón P.Vmax: 28 T. Ideal: 01:41,148							
---	--	--	--	--	--	--	--

V. Tiempo	Sector 1	Sector 2	Sector 3	Sector 4	V.Max	Hora	
1	FIRST LAP	00:33,710	00:27,980	00:23,578	00:27,866	187,50	11:33:47
2	01:42,771	00:24,338	00:27,078	00:23,758	00:27,597	222,91	11:35:29
3	01:42,120	00:24,468	00:26,917	00:23,170	00:27,565	225,71	11:37:11
4	01:41,524	00:24,168	00:26,582	00:23,297	00:27,477	219,51	11:38:53
5	01:41,328	00:24,198	00:26,681	00:23,091	00:27,358	222,22	11:40:34
6	01:41,817	00:24,315	00:26,697	00:23,202	00:27,603	222,22	11:42:16
7	01:41,946	00:24,339	00:26,634	00:23,292	00:27,681	214,93	11:43:58
8	01:41,939	00:24,302	00:26,825	00:23,254	00:27,558	214,93	11:45:40
9	01:41,511	00:24,327	00:26,531	00:23,097	00:27,556	216,22	11:47:22

46 - BULEGA,Nicolo P.Vmax: 28 T. Ideal: 01:40,652							
--	--	--	--	--	--	--	--

V. Tiempo	Sector 1	Sector 2	Sector 3	Sector 4	V.Max	Hora	
1	FIRST LAP	00:31,222	00:27,039	00:23,149	00:27,334	177,34	11:33:42
2	01:42,338	00:25,101	00:26,938	00:23,190	00:27,109	222,91	11:35:25





Circuit de la C. Valenciana

FIM CEV REPSOL. Circuit

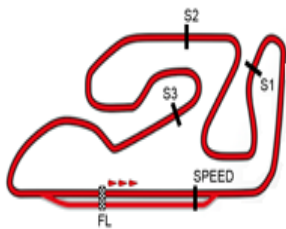
VUELTA A VUELTA SECTORES Race 1 Moto3

Main table of race results for Moto3, listing rider names, lap times, sector times, and overall race times across multiple rows.



OFICINA PERMANENTE: Principe de Vergara, 183 - 28002 madrid - Tel: 917820220 - www.cevrepso.com - info@cevrepso.com

CRONOCIRCUIT: oscar.gutierrez@circuitvalencia.com



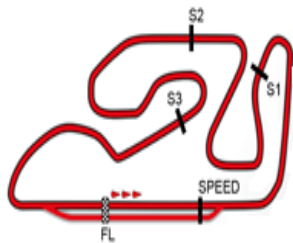
Circuit de la C. Valenciana

FIM CEV REPSOL. Circuit

VUELTA A VUELTA SECTORES Race 1 Moto3

8	01:42,332	00:24,505	00:26,957	00:23,356	00:27,514	213,65	11:45:44	6	01:42,066	00:24,376	00:26,874	00:23,183	00:27,633	221,54	11:42:13
9	01:42,059	00:24,289	00:26,867	00:23,340	00:27,563	216,22	11:47:26	7	01:42,850	00:24,351	00:26,893	00:23,590	00:28,016	221,54	11:43:56
84 - CRESSON,Loris P.Vmax: 2 T. Ideal: 01:41,285															
V. Tiempo	Sector 1	Sector 2	Sector 3	Sector 4	V.Max	Hora		V. Tiempo	Sector 1	Sector 2	Sector 3	Sector 4	V.Max	Hora	
1	FIRST LAP	00:33,581	00:27,993	00:23,620	00:27,755	180,45	11:33:46	97 - MARINI,Luca	P.Vmax: 7 T. Ideal: 01:40,697						
2	01:42,497	00:24,358	00:27,096	00:23,377	00:27,666	233,01	11:35:29	V. Tiempo	Sector 1	Sector 2	Sector 3	Sector 4	V.Max	Hora	
3	01:41,793	00:24,408	00:26,767	00:23,164	00:27,454	222,22	11:37:11	1	FIRST LAP	00:31,596	00:27,195	00:23,288	00:27,431	173,08	11:33:43
4	01:41,940	00:24,370	00:26,856	00:23,369	00:27,345	228,57	11:38:53	2	01:42,082	00:24,260	00:26,983	00:23,420	00:27,419	227,13	11:35:25
5	01:41,560	00:24,461	00:26,576	00:23,150	00:27,373	230,77	11:40:34	3	01:41,098	00:23,874	00:26,846	00:23,108	00:27,270	230,77	11:37:06
6	01:58,573	00:24,214	00:26,792	00:38,334	00:29,233	227,85	11:42:33	4	01:41,375	00:24,105	00:26,826	00:23,164	00:27,280	225,00	11:38:48
7	01:43,196	00:24,682	00:26,956	00:23,682	00:27,876	218,18	11:44:16	5	01:41,628	00:24,155	00:26,793	00:23,253	00:27,427	227,13	11:40:29
8	01:42,841	00:24,682	00:27,016	00:23,365	00:27,778	219,51	11:45:59	6	01:41,276	00:24,185	00:26,604	00:23,101	00:27,386	225,71	11:42:10
9	01:42,312	00:24,392	00:26,823	00:23,272	00:27,825	218,84	11:47:41	7	01:41,642	00:24,039	00:26,740	00:23,419	00:27,444	227,85	11:43:52
88 - ROFA,Hafiza P.Vmax: 24 T. Ideal: 01:42,895															
V. Tiempo	Sector 1	Sector 2	Sector 3	Sector 4	V.Max	Hora		8	01:41,266	00:24,100	00:26,817	00:23,179	00:27,170	226,42	11:45:33
1	FIRST LAP	00:34,347	00:28,117	00:24,316	00:28,002	198,35	11:33:48	9	01:41,389	00:24,084	00:26,821	00:23,049	00:27,435	229,30	11:47:15
2	01:44,465	00:25,578	00:27,385	00:23,876	00:27,626	224,30	11:35:33	99 - BENDSNEYDER,Bo P.Vmax: 32 T. Ideal: 01:40,862							
3	01:43,794	00:24,970	00:27,306	00:23,665	00:27,853	227,13	11:37:16	V. Tiempo	Sector 1	Sector 2	Sector 3	Sector 4	V.Max	Hora	
4	01:43,338	00:24,795	00:27,221	00:23,582	00:27,740	223,60	11:39:00	1	FIRST LAP	00:32,547	00:27,417	00:23,377	00:27,542	173,08	11:33:44
5	01:43,203	00:24,707	00:27,088	00:23,612	00:27,796	225,00	11:40:43	2	01:41,629	00:24,198	00:26,960	00:23,136	00:27,335	224,30	11:35:26
6	01:43,400	00:24,854	00:27,203	00:23,493	00:27,850	221,54	11:42:26	3	01:41,155	00:24,132	00:26,523	00:23,110	00:27,390	220,86	11:37:07
7	01:43,489	00:24,714	00:27,333	00:23,555	00:27,887	222,91	11:44:10	4	01:41,339	00:24,109	00:26,548	00:23,406	00:27,276	222,91	11:38:48
8	01:43,554	00:24,688	00:27,523	00:23,501	00:27,842	223,60	11:45:53	5	01:40,945	00:24,058	00:26,433	00:23,193	00:27,261	223,60	11:40:29
9	01:43,749	00:24,739	00:27,225	00:23,746	00:28,039	220,86	11:47:37	6	01:41,145	00:24,072	00:26,541	00:23,154	00:27,378	221,54	11:42:11
90 - BOULOM,Enzo P.Vmax: 38 T. Ideal: 00:00,000															
V. Tiempo	Sector 1	Sector 2	Sector 3	Sector 4	V.Max	Hora		7	02:37,246	00:24,082	00:26,661	01:14,907	00:31,596	225,00	11:44:48
1	FIRST LAP						11:40:12	8	01:46,326	00:25,531	00:28,400	00:23,907	00:28,488	211,76	11:46:34
91 - VANHAEREN,Martin P.Vmax: 37 T. Ideal: 01:43,255															
V. Tiempo	Sector 1	Sector 2	Sector 3	Sector 4	V.Max	Hora		9	01:43,969	00:24,537	00:27,103	00:23,902	00:28,427	214,29	11:48:18
1	FIRST LAP	00:36,143	00:28,294	00:24,102	00:29,213	191,49	11:33:51								
2	01:44,805	00:25,258	00:27,543	00:23,758	00:28,246	213,65	11:35:36								
3	01:44,116	00:25,013	00:27,236	00:23,707	00:28,160	217,52	11:37:20								
4	01:44,045	00:24,866	00:27,250	00:23,921	00:28,008	216,22	11:39:04								
5	01:44,046	00:24,782	00:27,363	00:23,663	00:28,238	216,22	11:40:48								
6	01:44,693	00:24,714	00:27,362	00:23,969	00:28,648	215,57	11:42:33								
7	01:43,894	00:24,775	00:27,184	00:23,738	00:28,197	216,22	11:44:17								
8	01:44,049	00:24,940	00:27,354	00:23,522	00:28,233	216,87	11:46:01								
9	01:43,416	00:24,585	00:27,140	00:23,604	00:28,087	218,18	11:47:44								
93 - ROSLI,Ramdan P.Vmax: 24 T. Ideal: 01:41,746															
V. Tiempo	Sector 1	Sector 2	Sector 3	Sector 4	V.Max	Hora									
1	FIRST LAP	00:32,661	00:27,500	00:23,516	00:27,806	183,67	11:33:45								
2	01:42,187	00:24,386	00:26,850	00:23,426	00:27,525	226,42	11:35:27								
3	01:43,086	00:24,438	00:26,979	00:23,715	00:27,954	224,30	11:37:10								
4	01:42,260	00:24,515	00:27,066	00:23,387	00:27,292	218,84	11:38:52								
5	01:42,146	00:24,336	00:26,950	00:23,387	00:27,473	227,13	11:40:35								
6	01:42,317	00:24,384	00:26,921	00:23,295	00:27,717	225,00	11:42:17								
7	01:42,463	00:24,493	00:26,823	00:23,454	00:27,693	226,42	11:43:59								
8	01:43,204	00:24,725	00:27,142	00:23,600	00:27,737	220,18	11:45:43								
9	01:42,853	00:24,427	00:27,173	00:23,647	00:27,606	219,51	11:47:25								
96 - GEITNER,Jonas P.Vmax: 8 T. Ideal: 01:41,256															
V. Tiempo	Sector 1	Sector 2	Sector 3	Sector 4	V.Max	Hora									
1	FIRST LAP	00:32,726	00:27,356	00:23,321	00:27,652	183,67	11:33:45								
2	01:41,855	00:24,299	00:26,797	00:23,394	00:27,365	228,57	11:35:26								
3	01:41,292	00:24,287	00:26,586	00:23,104	00:27,315	228,57	11:37:08								
4	01:41,679	00:24,494	00:26,656	00:23,221	00:27,308	226,42	11:38:49								
5	01:41,916	00:24,258	00:26,611	00:23,357	00:27,690	230,03	11:40:31								





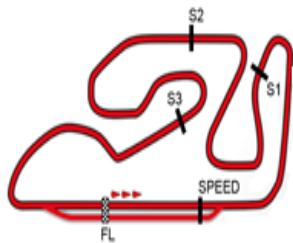
Circuit de la C. Valenciana

FIM CEV REPSOL. Circuit

Análisis por vuelta Race 1 Moto3

Lap: 1			Lap: 2			Lap: 3			Lap: 4			Lap: 5			Lap: 6		
Num	Tiempo	GAP	Num	Tiempo	GAP	Num	Tiempo	GAP	Num	Tiempo	GAP	Num	Tiempo	GAP	Num	Tiempo	GAP
9	FIRST LAP		20	01:40,066		20	01:40,099		20	01:39,887		20	01:39,994	0,190	20	01:40,091	
20	FIRST LAP	0,092	9	01:40,349	0,191	9	01:39,991	0,083	9	01:39,994	0,190	9	01:39,994	0,190	9	01:40,077	0,114
19	FIRST LAP	0,341	19	01:40,405	0,588	19	01:40,234	0,723	19	01:40,431	1,267	19	01:40,431	1,267	19	01:40,970	2,847
46	FIRST LAP	1,217	68	01:40,654	1,941	48	01:40,383	2,490	68	01:40,716	3,443	68	01:40,716	3,443	48	01:40,245	4,105
11	FIRST LAP	1,340	48	01:40,304	2,206	68	01:40,772	2,614	48	01:40,984	3,587	48	01:40,984	3,587	11	01:40,178	4,284
68	FIRST LAP	1,445	11	01:41,362	2,544	11	01:40,307	2,752	11	01:40,960	3,825	11	01:40,960	3,825	68	01:40,203	4,345
97	FIRST LAP	1,983	24	01:41,464	3,346	24	01:41,238	4,485	24	01:41,207	5,810	24	01:41,207	5,810	11	01:41,291	8,201
24	FIRST LAP	2,040	46	01:42,338	3,397	46	01:41,192	4,490	24	01:41,363	5,961	24	01:41,363	5,961	48	01:40,245	4,105
48	FIRST LAP	2,060	13	01:41,317	3,820	97	01:41,098	4,906	97	01:41,375	6,394	97	01:41,375	6,394	11	01:40,178	4,284
13	FIRST LAP	2,661	97	01:42,082	3,907	6	01:41,078	4,920	6	01:41,529	6,562	6	01:41,529	6,562	68	01:40,203	4,345
6	FIRST LAP	2,714	2	01:41,385	3,941	2	01:41,183	5,339	2	01:41,529	6,562	2	01:41,529	6,562	17	01:43,364	20,776
2	FIRST LAP	2,963	2	01:41,450	4,255	13	01:41,872	5,593	2	01:41,669	7,121	2	01:41,669	7,121	29	01:43,300	21,010
10	FIRST LAP	3,116	99	01:41,629	4,827	99	01:41,155	5,883	99	01:41,339	7,335	99	01:41,339	7,335	88	01:43,203	21,917
99	FIRST LAP	3,356	10	01:42,080	5,038	10	01:41,214	6,153	10	01:41,314	7,580	10	01:41,314	7,580	72	01:44,672	26,586
96	FIRST LAP	3,528	96	01:41,855	5,225	96	01:41,292	6,418	27	01:41,352	8,086	27	01:41,352	8,086	91	01:44,046	27,099
93	FIRST LAP	3,956	27	01:41,570	5,502	27	01:41,218	6,621	6	01:41,529	6,562	6	01:41,529	6,562	38	01:42,301	31,800
27	FIRST LAP	4,090	38	01:42,187	5,985	38	01:41,895	27,871	13	01:41,226	6,932	13	01:41,226	6,932			
26	FIRST LAP	4,308				36	FIRST LAP	01:18,1	2	01:41,669	7,121	2	01:41,669	7,121			
28	FIRST LAP	4,590							99	01:41,339	7,335	99	01:41,339	7,335			
73	FIRST LAP	4,695							10	01:41,314	7,580	10	01:41,314	7,580			
7	FIRST LAP	4,806							73	01:41,620	10,736	73	01:41,620	10,736			
69	FIRST LAP	5,197							28	01:41,751	11,096	28	01:41,751	11,096			
47	FIRST LAP	5,348							93	01:42,260	11,345	93	01:42,260	11,345			
84	FIRST LAP	5,422							84	01:41,940	11,508	84	01:41,940	11,508			
44	FIRST LAP	5,607							44	01:41,524	11,878	44	01:41,524	11,878			
71	FIRST LAP	6,018							47	01:41,700	12,229	47	01:41,700	12,229			
82	FIRST LAP	6,339							7	01:42,290	13,354	7	01:42,290	13,354			
79	FIRST LAP	6,597							69	01:42,692	13,437	69	01:42,692	13,437			
88	FIRST LAP	7,255							82	01:42,289	13,604	82	01:42,289	13,604			
35	FIRST LAP	7,275							26	01:42,802	13,935	26	01:42,802	13,935			
17	FIRST LAP	7,592							35	01:42,117	14,566	35	01:42,117	14,566			
29	FIRST LAP	7,902							58	01:42,014	14,707	58	01:42,014	14,707			
72	FIRST LAP	8,536							79	01:42,839	14,861	79	01:42,839	14,861			
58	FIRST LAP	8,718							71	01:42,833	15,298	71	01:42,833	15,298			
91	FIRST LAP	10,225							17	01:43,432	17,406	17	01:43,432	17,406			
33	FIRST LAP	14,227							29	01:43,301	17,704	29	01:43,301	17,704			
38	FIRST LAP	23,703							88	01:43,338	18,708	88	01:43,338	18,708			
									72	01:45,427	21,908	72	01:45,427	21,908			
									91	01:44,045	23,047	91	01:44,045	23,047			
									38	01:41,509	29,493	38	01:41,509	29,493			





Circuit de la C. Valenciana

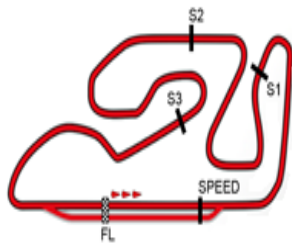
FIM CEV REPSOL. Circuit

Análisis por vuelta Race 1 Moto3

Num	Tiempo	GAP	Num	Tiempo	GAP
72	01:45,388	31,883	47	01:43,326	21,483
38	01:41,935	33,644	58	01:41,783	21,762
Lap: 7			82	01:42,332	22,299
20	01:40,286		69	01:42,723	22,666
9	01:40,931	0,759	7	01:42,393	22,976
19	01:40,898	3,459	35	01:42,684	23,584
48	01:40,294	4,113	26	01:42,638	23,817
68	<i>01:40,176</i>	4,235	79	01:43,498	26,853
11	01:40,502	4,500	71	01:43,434	27,067
46	01:41,535	9,329	17	01:43,579	30,676
6	01:41,684	9,432	88	01:43,554	31,923
13	01:41,468	9,734	29	01:44,631	32,360
2	01:41,290	9,883	84	01:42,841	37,247
24	01:42,045	9,960	38	01:43,283	38,904
97	01:41,642	10,569	91	01:44,049	39,298
27	01:41,680	11,560	72	01:45,117	41,045
10	01:42,027	12,156	9	02:26,590	47,289
96	01:42,850	14,671	99	01:46,326	01:12,5
44	01:41,946	16,598	Lap: 9		
93	01:42,463	17,900	20	01:40,700	
28	01:42,825	18,045	48	01:40,556	4,301
47	01:42,715	18,217	11	01:40,283	4,561
69	01:42,724	20,003	46	01:41,554	11,776
82	01:42,419	20,027	6	01:41,405	11,797
58	01:41,699	20,039	13	01:41,459	11,949
7	01:43,044	20,643	2	01:41,564	12,237
35	01:42,178	20,960	97	01:41,389	12,464
26	01:43,292	21,239	24	01:41,742	12,518
79	01:43,439	23,415	27	01:42,454	15,115
71	01:43,441	23,693	10	01:41,589	15,143
17	01:43,565	27,157	96	01:42,478	19,093
29	01:43,846	27,789	44	01:41,511	19,288
88	01:43,489	28,429	28	01:42,441	23,087
84	01:43,196	34,466	93	01:42,853	23,197
91	01:43,894	35,309	58	01:42,188	23,250
38	01:42,323	35,681	47	01:42,709	23,492
72	01:44,391	35,988	82	01:42,059	23,658
99	02:37,246	01:06,3	69	01:41,930	23,896
Lap: 8			7	<i>01:41,953</i>	24,229
20	01:40,060		35	01:42,375	25,259
48	01:40,392	4,445	26	01:42,345	25,462
19	01:41,370	4,769	79	01:42,977	29,130
11	01:40,538	4,978	71	01:42,819	29,186
68	01:40,846	5,021	17	01:43,542	33,518
46	01:41,653	10,922	88	01:43,749	34,972
6	01:41,720	11,092	29	01:43,526	35,186
13	01:41,516	11,190	84	01:42,312	38,859
2	01:41,550	11,373	38	01:43,280	41,484
24	01:41,576	11,476	91	<i>01:43,476</i>	42,014
97	01:41,266	11,775	72	01:45,612	45,957
27	01:41,861	13,361	9	01:42,106	48,695
10	01:42,158	14,254	99	01:43,969	01:15,8
96	01:42,704	17,315			
44	01:41,939	18,477			
93	01:43,204	21,044			
28	01:43,361	21,346			



OFICINA PERMANENTE: Príncipe de Vergara,183 - 28002 madrid - Tel: 917820220 - www.cevrepso.com - info@cevrepso.com
 CRONOCIRCUIT: oscar.gutierrez@circuitvalencia.com



Circuit de la C. Valenciana

FIM CEV REPSOL. Circuit

Velocidades máximas Race 1 Moto3

Piloto	Nacionalidad/Res.	Marca	Mejores 5 velocidades máx.					Media	Máx.
58 ARBOLINO, Tony	ITA	KTM	233,8	233,0	233,0	231,5	228,6	232,0	233,8
73 PIZZOLI, Davide	ITA	KTM	233,0	233,0	223,6	222,9	184,6	219,4	233,0
84 CRESSON, Loris	BEL	KTM	233,0	230,8	228,6	227,8	222,2	228,5	233,0
47 POLANCO, Aarón	SPA	Kalex	231,5	226,4	226,4	226,4	226,4	227,4	231,5
68 McPHEE, John	GBR	Honda	231,5	230,0	230,0	226,4	225,7	228,7	231,5
7 NORRODIN, Adam	MAL	KTM	231,5	225,7	225,0	225,0	224,3	226,3	231,5
97 MARINI, Luca	ITA	Kalex	230,8	229,3	227,8	227,1	227,1	228,4	230,8
11 ARENAS, Albert	SPA	KTM	230,0	229,3	229,3	229,3	227,8	229,2	230,0
96 GEITNER, Jonas	GER	KTM	230,0	228,6	228,6	226,4	221,5	227,0	230,0
48 MASBOU, Alexis	FRA	Honda	230,0	229,3	227,1	225,0	225,0	227,3	230,0
6 HERRERA, María	SPA	Honda	230,0	230,0	230,0	229,3	227,8	229,4	230,0
26 SAEZ, Daniel	SPA	Mahindra	229,3	227,1	227,1	226,4	226,4	227,3	229,3
24 RAMIREZ, Marcos	SPA	Ioda	229,3	227,8	226,4	226,4	225,0	227,0	229,3
9 NAVARRO, Jorge	SPA	Honda	229,3	228,6	227,8	227,8	224,3	227,6	229,3
35 GROPPI, Anthony	ITA	KTM	229,3	228,6	227,8	227,8	227,1	228,1	229,3
69 RYAN, Wayne	GBR	KTM	228,6	227,1	225,7	222,9	220,9	225,0	228,6
2 GARDNER, Remy	AUS	KTM	228,6	228,6	227,8	227,8	226,4	227,9	228,6
29 NUÑEZ, Juanjo	SPA	KTM	228,6	226,4	225,0	224,3	224,3	225,7	228,6
28 RAY, Bradley	GBR	FTR/KTM	228,6	225,7	225,0	224,3	224,3	225,6	228,6
20 QUARTARARO, Fabio	FRA	Honda	228,6	224,3	224,3	222,9	222,9	224,6	228,6
27 KUNIMINE, Takuma	JPN	TSR/Honda	227,8	227,8	227,1	225,7	225,0	226,7	227,8
10 SANCHIS, David	SPA	Mir R.KTM	227,8	227,8	227,1	226,4	223,6	226,6	227,8
13 IWEMA, Jasper	NED	KTM	227,8	226,4	225,7	225,0	223,6	225,7	227,8
93 ROSLI, Ramdan	MAL	KTM	227,1	226,4	226,4	225,0	224,3	225,9	227,1
19 RODRIGO, Gabriel	SPA	KTM	227,1	224,3	223,6	222,9	221,5	223,9	227,1
88 ROFA, Hafiza	MAL	KTM	227,1	225,0	224,3	223,6	223,6	224,7	227,1
79 KAPPLER, Maximilian	GER	FTR Honda	226,4	222,2	222,2	220,9	220,9	222,5	226,4
46 BULEGA, Nicolo	ITA	KTM	225,7	225,0	222,9	222,9	222,9	223,9	225,7
17 GALLIPOLI, Edgar	VEN	Kalex KTM	225,7	222,2	221,5	220,9	220,9	222,2	225,7
44 CANET, Arón	SPA	Honda	225,7	222,9	222,2	222,2	219,5	222,5	225,7
71 LEEUWEN, Thomas Van	NED	Honda	225,7	225,7	225,7	223,6	222,9	224,7	225,7
99 BENDSNEYDER, Bo	NED	FTR	225,0	224,3	223,6	222,9	221,5	223,5	225,0
38 SUZUKI, Tatsuki	JPN	Mahindra	223,6	220,9	220,9	220,2	220,2	221,1	223,6
72 BEINLICH, Christoph	GER	FTR Honda	220,2	220,2	217,5	216,9	216,9	218,3	220,2
82 BELLVER, Juan A.	SPA	FTR Honda	220,2	218,8	218,2	216,2	214,9	217,7	220,2
33 YAMADA, Sena	JPN	TSR/Honda	219,5	194,6				207,1	219,5
91 VANHAEREN, Martin	BEL	Suter	218,2	217,5	216,9	216,2	216,2	217,0	218,2
21 CASADESUS, Hugo	FRA	KTM Kalex							
23 FERNANDEZ, Raúl	SPA	KTM							
18 CARDELUS, Xavi	AND	KTM							
15 PEREZ, Vicente	SPA	Mir Racing							
50 ONO, Hiroki	JPN	TSR/Honda							
90 BOULOM, Enzo	FRA	Honda							
36 ENDERLEIN, Max	GER	KTM							

